

STATEMENT OF APPROPRIATIONS, ALLOTMENTS, OBLIGATIONS, DISBURSEMENTS AND BALANCES

As at the Quarter Ending September 30, 2022

Department: State Universities and Colleges (SUCs)

Agency: Negros Oriental State University

Operating Unit: < not applicable >

Organization Code (UACS) : 08 072 0900000

Fund Cluster: 01 Regular Agency Fund

(e.g. UACS Fund Cluster: 01-Regular Agency Fund, 02-Foreign Assisted Projects Fund, 03-Special Account-Locally Funded/Domestic Grants Fund, and 04-Special Account-Foreign Assisted/Foreign Grants Fund)

	Current Year Appropriations
	Supplemental Appropriations
X	Continuing Appropriations


Particulars	UACS CODE	Appropriations			Allotments			Current Year Obligations							Current Year Disbursements				Balances						
		Authorized Appropriations	Adjustments (Transfer To/From, Realignment)	Adjusted Appropriations	Allotments Received	Adjustments (Withdrawal, Realignment)	Transfer To	Transfer From	Adjusted Total Allotments	1st Quarter Ending March 31	2nd Quarter Ending June 30	3rd Quarter Ending Sept. 30	4th Quarter Ending Dec. 31	TOTAL	1st Quarter Ending March 31	2nd Quarter Ending June 30	3rd Quarter Ending Sept. 30	4th Quarter Ending Dec. 31	TOTAL	Unreleased Appro	Unobligated Allotments	Unpaid Obligations			
		3	4	5=(3+4)	6	7	8	9	10=[(6+)-(7)+8+9]	11	12	13	14	15=(11+12+13+14)	16	17	18	19	20=(16+17+18+19)	21=(5-10)	22=(10-15)	Due and Demandable	Not Yet Due and Demandable	23	24
i. Continuing Appropriations		119,326,481.55	0.00	119,326,481.55	118,826,481.55	500,000.00	0.00	0.00	119,326,481.55	18,504,100.32	19,782,714.27	5,230,718.12	0.00	43,517,532.71	4,504,671.15	13,933,415.02	2,341,677.30	0.00	20,779,763.47	0.00	75,908,948.84	1,117,273.64	21,610,495.00		
i. Agency Specific Budget		119,326,481.55	0.00	119,326,481.55	118,826,481.55	500,000.00	0.00	0.00	119,326,481.55	18,504,100.32	19,782,714.27	5,230,718.12	0.00	43,517,532.71	4,504,671.15	13,933,415.02	2,341,677.30	0.00	20,779,763.47	0.00	75,908,948.84	1,117,273.64	21,610,495.00		
General Administration and Support	1000000000000000	6,935,921.48	2,349,306.51	9,285,227.99	6,935,921.48	2,349,306.51	0.00	0.00	9,285,227.99	2,995,077.60	8,020,042.71	(238,517.17)	0.00	8,776,603.14	1,938,017.66	6,521,000.40	130,482.38	0.00	8,589,500.84	0.00	508,624.85	56,373.00	130,729.50		
General Management and Supervision	1000001000010000	6,427,296.63	2,349,306.51	8,776,603.14	6,427,296.63	2,349,306.51	0.00	0.00	8,776,603.14	2,995,077.60	8,020,042.71	(238,517.17)	0.00	8,776,603.14	1,938,017.66	6,521,000.40	130,482.38	0.00	8,589,500.84	0.00	0.00	56,373.00	130,729.50		
MOOE		6,427,296.63	2,349,306.51	8,776,603.14	6,427,296.63	2,349,306.51	0.00	0.00	8,776,603.14	2,995,077.60	8,020,042.71	(238,517.17)	0.00	8,776,603.14	1,938,017.66	6,521,000.40	130,482.38	0.00	8,589,500.84	0.00	0.00	56,373.00	130,729.50		
Locally-Funded Project(s)		508,624.85	0.00	508,624.85	508,624.85	0.00	0.00	0.00	508,624.85	0.00	0.00	0.00	0.00	0.00	0.00	0.00	0.00	0.00	0.00	0.00	508,624.85	0.00	0.00		
Expansion of Administration Building for Siaton Campus (One-Stop-Shop) - Phase 2	1000002000006000	508,624.85	0.00	508,624.85	508,624.85	0.00	0.00	0.00	508,624.85	0.00	0.00	0.00	0.00	0.00	0.00	0.00	0.00	0.00	0.00	0.00	508,624.85	0.00	0.00		
CO		508,624.85	0.00	508,624.85	508,624.85	0.00	0.00	0.00	508,624.85	0.00	0.00	0.00	0.00	0.00	0.00	0.00	0.00	0.00	0.00	0.00	508,624.85	0.00	0.00		
Sub-Total, General Administration and Support		6,935,921.48	2,349,306.51	9,285,227.99	6,935,921.48	2,349,306.51	0.00	0.00	9,285,227.99	2,995,077.60	8,020,042.71	(238,517.17)	0.00	8,776,603.14	1,938,017.66	6,521,000.40	130,482.38	0.00	8,589,500.84	0.00	508,624.85	56,373.00	130,729.50		
PS		0.00	0.00	0.00	0.00	0.00	0.00	0.00	0.00	0.00	0.00	0.00	0.00	0.00	0.00	0.00	0.00	0.00	0.00	0.00	0.00	0.00	0.00		
MOOE		6,427,296.63	2,349,306.51	8,776,603.14	6,427,296.63	2,349,306.51	0.00	0.00	8,776,603.14	2,995,077.60	8,020,042.71	(238,517.17)	0.00	8,776,603.14	1,938,017.66	6,521,000.40	130,482.38	0.00	8,589,500.84	0.00	0.00	56,373.00	130,729.50		
FinEx (if Applicable)		0.00	0.00	0.00	0.00	0.00	0.00	0.00	0.00	0.00	0.00	0.00	0.00	0.00	0.00	0.00	0.00	0.00	0.00	0.00	0.00	0.00	0.00		
CO		508,624.85	0.00	508,624.85	508,624.85	0.00	0.00	0.00	508,624.85	0.00	0.00	0.00	0.00	0.00	0.00	0.00	0.00	0.00	0.00	0.00	508,624.85	0.00	0.00		
Support to Operations	2000000000000000	2,710,852.83	408,774.74	3,119,627.57	2,710,852.83	408,774.74	0.00	0.00	3,119,627.57	560,247.56	1,915,512.01	250,568.00	0.00	2,726,327.57	231,954.74	1,201,503.08	893,874.75	0.00	2,327,332.57	0.00	393,300.00	2,999.00	395,996.00		
Auxiliary Services	2000001000010000	2,710,852.83	408,774.74	3,119,627.57	2,710,852.83	408,774.74	0.00	0.00	3,119,627.57	560,247.56	1,915,512.01	250,568.00	0.00	2,726,327.57	231,954.74	1,201,503.08	893,874.75	0.00	2,327,332.57	0.00	393,300.00	2,999.00	395,996.00		
MOOE		2,710,852.83	408,774.74	3,119,627.57	2,710,852.83	408,774.74	0.00	0.00	3,119,627.57	560,247.56	1,915,512.01	250,568.00	0.00	2,726,327.57	231,954.74	1,201,503.08	893,874.75	0.00	2,327,332.57	0.00	393,300.00	2,999.00	395,996.00		
Sub-Total, Support to Operations		2,710,852.83	408,774.74	3,119,627.57	2,710,852.83	408,774.74	0.00	0.00	3,119,627.57	560,247.56	1,915,512.01	250,568.00	0.00	2,726,327.57	231,954.74	1,201,503.08	893,874.75	0.00	2,327,332.57	0.00	393,300.00	2,999.00	395,996.00		
PS		0.00	0.00	0.00	0.00	0.00	0.00	0.00	0.00	0.00	0.00	0.00	0.00	0.00	0.00	0.00	0.00	0.00	0.00	0.00	0.00	0.00	0.00		
MOOE		2,710,852.83	408,774.74	3,119,627.57	2,710,852.83	408,774.74	0.00	0.00	3,119,627.57	560,247.56	1,915,512.01	250,568.00	0.00	2,726,327.57	231,954.74	1,201,503.08	893,874.75	0.00	2,327,332.57	0.00	393,300.00	2,999.00	395,996.00		
FinEx (if Applicable)		0.00	0.00	0.00	0.00	0.00	0.00	0.00	0.00	0.00	0.00	0.00	0.00	0.00	0.00	0.00	0.00	0.00	0.00	0.00	0.00	0.00	0.00		
CO		0.00	0.00	0.00	0.00	0.00	0.00	0.00	0.00	0.00	0.00	0.00	0.00	0.00	0.00	0.00	0.00	0.00	0.00	0.00	0.00	0.00	0.00		
Operations	3000000000000000	109,679,707.24	(2,758,081.25)	106,921,625.99	109,178,707.24	(2,258,081.25)	0.00	0.00	106,921,625.99	14,948,775.16	11,847,159.55	5,718,667.29	0.00	32,014,602.00	2,334,604.75	6,210,911.34	1,317,320.17	0.00	9,862,836.26	0.00	74,907,923.99	1,067,901.64	21,083,770.10		
OO: Relevant and quality tertiary education ensured to achieve inclusive growth and access of poor but deserving students to quality tertiary education increased		105,915,105.19	(208,692.89)	105,706,412.30	105,415,105.19	291,307.11	0.00	0.00	105,706,412.30	14,477,495.21	11,141,294.25	5,213,065.05	0.00	30,831,854.51	2,116,341.90	5,468,896.33	1,196,152.04	0.00	8,781,391.27	0.00	74,874,557.79	1,067,901.64	20,982,561.60		
HIGHER EDUCATION PROGRAM		105,915,105.19	(208,692.89)	105,706,412.30	105,415,105.19	291,307.11	0.00	0.00	105,706,412.30	14,477,495.21	11,141,294.25	5,213,065.05	0.00	30,831,854.51	2,116,341.90	5,468,896.33	1,196,152.04	0.00	8,781,391.27	0.00	74,874,557.79	1,067,901.64	20,982,561.60		
Provision of Higher Education Services	3101001000020000	28,175,459.04	(208,692.89)	27,970,766.15	28,175,459.04	(208,692.89)	0.00	0.00	27,970,766.15	13,914,990.89	5,761,306.16	3,897,333.94	0.00	23,573,630.99	2,116,341.90	4,906,362.01	831,837.30	0.00	7,854,572.21	0.00	4,387,135.16	7,078.78	15,006,300.00		
MOOE		10,641,459.04	(208,692.89)	10,432,766.15	10,641,459.04	(208,692.89)	0.00	0.00	10,432,766.15	2,806,514.89	4,942,306.16	2,652,833.94	0.00	10,401,654.99	2,116,341.90	4,771,362.01	831,837.30	0.00	7,719,572.21	0.00	3,111.16	7,078.78	1,971,324.00		
CO		17,538,000.00	0.00	17,538,000.00	17,538,000.00	0.00	0.00	0.00	17,538,000.00	11,108,476.00	819,000.00	1,244,500.00	0.00	13,171,976.00	0.00	135,000.00	0.00	0.00	135,000.00	0.00	4,366,074.00	0.00	13,036,976.00		
Locally-Funded Project(s)		77,735,646.15	0.00	77,735,646.15	77,235,646.15	500,000.00	0.00	0.00	77,735,646.15	562,504.32	5,379,988.09	1,315,731.11	0.00	7,258,233.52	0.00	562,504.32	364,314.74	0.00	926,819.06	0.00	70,477,422.63	367,142.86	5,974,261.60		
Construction of a Two-Storey Six Classroom Academic Building for Guihuguan Campus	3101002000180000	900,636.70	0.00	900,636.70	900,636.70	0.00	0.00	0.00	900,636.70	254,607.36	221,457.60	0.00	0.00	476,064.96	0.00	254,607.38	221,457.60	0.00	476,064.96	0.00	424,571.74	0.00	0.00		
CO		900,636.70	0.00	900,636.70	900,636.70	0.00	0.00	0.00	900,636.70	254,607.36	221,457.60	0.00	0.00	476,064.96	0.00	254,607.38	221,457.60	0.00	476,064.96	0.00	424,571.74	0.00	0.00		
Completion of Dormitory and Cafeteria of Farm Technology Training Center for Pamplona Campus	3101002000200000	634,210.57	0.00	634,210.57	634,210.57	0.00	0.00	0.00	634,210.57	0.00	0.00	0.00	0.00	0.00	0.00	0.00	0.00	0.00	0.00	0.00	634,210.57	0.00	0.00		
CO		634,210.57	0.00	634,210.57	634,210.57	0.00	0.00	0.00	634,210.57	0.00	0.00	0.00	0.00	0.00	0.00	0.00	0.00	0.00	0.00	0.00	634,210.57	0.00	0.00		
Conduct of Activities for Sports and Culture Development	3101002000220000	500,000.00	0.00	500,000.00	500,000.00	0.00	0.00	0.00	500,000.00	0.00	500,000.00	0.00	0.00	500,00											


STATEMENT OF APPROPRIATIONS, ALLOTMENTS, OBLIGATIONS, DISBURSEMENTS AND BALANCES
As at the Quarter Ending September 30, 2022

Department: State Universities and Colleges (SUcs)
 Agency: Negros Oriental State University
 Operating Unit: <not applicable >
 Organization Code (UACS) : 08 072 0000000
 Fund Cluster: 01 Regular Agency Fund
 (e.g. UACS Fund Cluster: 01-Regular Agency Fund, 02-Foreign Assisted Projects Fund, 03-Special Account-Locally Funded/Domestic Grants Fund, and 04-Special Account-Foreign Assisted/Foreign Grants Fund)

	Current Year Appropriations
	Supplemental Appropriations
X	Continuing Appropriations


Particulars	UACS CODE	Appropriations					Allotments					Current Year Obligations					Current Year Disbursements					Balances			
		Authorized Appropriations	Adjustments (Transfer To/From, Realignment)	Adjusted Appropriations	Allotments Received	Adjustments (Withdrawal, Realignment)	Transfer To	Transfer From	Adjusted Total Allotments	1st Quarter Ending March 31	2nd Quarter Ending June 30	3rd Quarter Ending Sept. 30	4th Quarter Ending Dec. 31	TOTAL	1st Quarter Ending March 31	2nd Quarter Ending June 30	3rd Quarter Ending Sept. 30	4th Quarter Ending Dec. 31	TOTAL	Unreleased Appro	Unobligated Allotments	Unpaid Obligations			
																						Due and Demandable	Not Yet Due and Demandable		
1	2	3	4	5=(3+4)	6	7	8	9	10=[(6+(-)7)-8+9]	11	12	13	14	15=(11+12+13+14)	16	17	18	19	20=(16+17+18+19)	21=(5-10)	22=(10-15)	23	24		
CO		4,001,000.00	0.00	4,001,000.00	4,001,000.00	0.00	0.00	0.00	4,001,000.00	0.00	2,592,508.05	0.00	0.00	2,592,508.05	0.00	0.00	0.00	0.00	0.00	0.00	0.00	1,408,491.95	0.00	2,592,508.05	
Completion of Dormitory, Bayawan Campus	310100200028000	4,780,274.51	0.00	4,780,274.51	4,780,274.51	0.00	0.00	0.00	4,780,274.51	0.00	2,066,022.44	815,731.11	0.00	2,881,753.55	0.00	0.00	0.00	0.00	0.00	0.00	0.00	1,868,520.96	0.00	2,881,753.55	
CO		4,780,274.51	0.00	4,780,274.51	4,780,274.51	0.00	0.00	0.00	4,780,274.51	0.00	2,066,022.44	815,731.11	0.00	2,881,753.55	0.00	0.00	0.00	0.00	0.00	0.00	0.00	1,868,520.96	0.00	2,881,753.55	
Completion of Gymnasium, Bayawan Campus	310100200030000	1,281,284.37	0.00	1,281,284.37	1,281,284.37	0.00	0.00	0.00	1,281,284.37	0.00	0.00	0.00	0.00	0.00	0.00	0.00	0.00	0.00	0.00	0.00	0.00	1,281,284.37	0.00	0.00	
CO		1,281,284.37	0.00	1,281,284.37	1,281,284.37	0.00	0.00	0.00	1,281,284.37	0.00	0.00	0.00	0.00	0.00	0.00	0.00	0.00	0.00	0.00	0.00	0.00	1,281,284.37	0.00	0.00	
Expansion of Criminology Gun Range Building, Main Campus (Bajumpandan)	310100200031000	30,000,000.00	0.00	30,000,000.00	30,000,000.00	0.00	0.00	0.00	30,000,000.00	0.00	0.00	0.00	0.00	0.00	0.00	0.00	0.00	0.00	0.00	0.00	0.00	30,000,000.00	0.00	0.00	
CO		30,000,000.00	0.00	30,000,000.00	30,000,000.00	0.00	0.00	0.00	30,000,000.00	0.00	0.00	0.00	0.00	0.00	0.00	0.00	0.00	0.00	0.00	0.00	0.00	30,000,000.00	0.00	0.00	
HCT Connection and Other Equipment	310100200032000	500,000.00	0.00	500,000.00	0.00	500,000.00	0.00	0.00	500,000.00	0.00	0.00	500,000.00	0.00	500,000.00	0.00	0.00	142,857.14	0.00	142,857.14	0.00	0.00	0.00	357,142.86	0.00	
MOOE		500,000.00	0.00	500,000.00	0.00	500,000.00	0.00	0.00	500,000.00	0.00	0.00	500,000.00	0.00	500,000.00	0.00	0.00	142,857.14	0.00	142,857.14	0.00	0.00	0.00	357,142.86	0.00	
CO Higher education research improved to promote economic productivity and innovation		3,297,654.98	(2,529,367.70)	768,287.28	3,297,654.98	(2,529,367.70)	0.00	0.00	768,287.28	300,537.25	452,338.26	5,825.21	0.00	758,700.80	138,127.08	467,797.44	75,183.53	0.00	681,108.05	0.00	0.00	9,586.48	0.00	77,592.75	
ADVANCED EDUCATION PROGRAM		509,618.35	(347,735.51)	161,882.84	509,618.35	(347,735.51)	0.00	0.00	161,882.84	99,391.55	54,789.22	(926.66)	0.00	153,257.11	27,498.31	109,323.87	11,417.93	0.00	148,240.11	0.00	0.00	8,625.73	0.00	5,017.00	
Provision of Advanced Education Services	320100100001000	509,618.35	(347,735.51)	161,882.84	509,618.35	(347,735.51)	0.00	0.00	161,882.84	99,391.55	54,789.22	(926.66)	0.00	153,257.11	27,498.31	109,323.87	11,417.93	0.00	148,240.11	0.00	0.00	8,625.73	0.00	5,017.00	
MOOE		509,618.35	(347,735.51)	161,882.84	509,618.35	(347,735.51)	0.00	0.00	161,882.84	99,391.55	54,789.22	(926.66)	0.00	153,257.11	27,498.31	109,323.87	11,417.93	0.00	148,240.11	0.00	0.00	8,625.73	0.00	5,017.00	
RESEARCH PROGRAM		2,788,036.63	(2,181,632.19)	606,404.44	2,788,036.63	(2,181,632.19)	0.00	0.00	606,404.44	201,141.70	397,549.94	6,751.95	0.00	605,443.69	110,628.77	358,473.57	63,785.60	0.00	532,867.94	0.00	0.00	960.75	0.00	72,575.75	
Conduct of Research Services	320200100001000	2,788,036.63	(2,181,632.19)	606,404.44	2,788,036.63	(2,181,632.19)	0.00	0.00	606,404.44	201,141.70	397,549.94	6,751.95	0.00	605,443.69	110,628.77	358,473.57	63,785.60	0.00	532,867.94	0.00	0.00	960.75	0.00	72,575.75	
MOOE		2,788,036.63	(2,181,632.19)	606,404.44	2,788,036.63	(2,181,632.19)	0.00	0.00	606,404.44	201,141.70	397,549.94	6,751.95	0.00	605,443.69	110,628.77	358,473.57	63,785.60	0.00	532,867.94	0.00	0.00	960.75	0.00	72,575.75	
CO Community engagement increased		466,947.07	(20,020.66)	446,926.41	466,947.07	(20,020.66)	0.00	0.00	446,926.41	170,741.70	253,527.34	(223.05)	0.00	424,046.69	80,228.77	274,217.57	45,984.60	0.00	400,430.94	0.00	0.00	22,879.72	0.00	23,615.75	
TECHNICAL ADVISORY EXTENSION PROGRAM		466,947.07	(20,020.66)	446,926.41	466,947.07	(20,020.66)	0.00	0.00	446,926.41	170,741.70	253,527.34	(223.05)	0.00	424,046.69	80,228.77	274,217.57	45,984.60	0.00	400,430.94	0.00	0.00	22,879.72	0.00	23,615.75	
Provision of Extension Services	330100100001000	466,947.07	(20,020.66)	446,926.41	466,947.07	(20,020.66)	0.00	0.00	446,926.41	170,741.70	253,527.34	(223.05)	0.00	424,046.69	80,228.77	274,217.57	45,984.60	0.00	400,430.94	0.00	0.00	22,879.72	0.00	23,615.75	
MOOE		466,947.07	(20,020.66)	446,926.41	466,947.07	(20,020.66)	0.00	0.00	446,926.41	170,741.70	253,527.34	(223.05)	0.00	424,046.69	80,228.77	274,217.57	45,984.60	0.00	400,430.94	0.00	0.00	22,879.72	0.00	23,615.75	
Sub-Total, Operations		109,616,707.24	(2,758,081.25)	106,858,626.00	109,179,707.24	(2,758,081.25)	0.00	0.00	106,421,626.00	14,948,771.16	11,847,159.55	5,218,667.29	0.00	32,014,602.00	2,334,698.75	6,210,911.34	1,317,320.17	0.00	5,862,930.26	0.00	0.00	74,907,023.99	1,067,901.64	21,083,770.10	
PS		0.00	0.00	0.00	0.00	0.00	0.00	0.00	0.00	0.00	0.00	0.00	0.00	0.00	0.00	0.00	0.00	0.00	0.00	0.00	0.00	0.00	0.00	0.00	
MOOE		15,466,061.09	(2,758,081.25)	12,707,979.84	14,906,061.09	(2,758,081.25)	0.00	0.00	12,647,979.84	3,277,794.64	6,148,171.46	3,158,436.18	0.00	12,584,402.48	2,334,698.75	5,513,407.02	1,095,862.57	0.00	8,943,968.34	0.00	0.00	63,577.36	1,067,901.64	2,572,532.50	
FinEx (if Applicable)		0.00	0.00	0.00	0.00	0.00	0.00	0.00	0.00	0.00	0.00	0.00	0.00	0.00	0.00	0.00	0.00	0.00	0.00	0.00	0.00	0.00	0.00	0.00	
CO		94,273,646.15	0.00	94,273,646.15	94,273,646.15	0.00	0.00	0.00	94,273,646.15	11,670,986.32	5,698,969.89	2,060,231.11	0.00	19,430,199.52	0.00	697,504.32	221,457.60	0.00	918,961.92	0.00	0.00	74,843,448.63	0.00	18,511,237.60	
GRAND TOTAL		119,306,481.55	0.00	119,306,481.55	118,826,481.55	500,000.00	0.00	0.00	119,326,481.55	18,504,106.32	19,782,714.17	5,230,718.12	0.00	43,517,532.71	4,504,671.15	13,933,415.02	2,341,677.30	0.00	20,779,763.47	0.00	0.00	75,808,948.84	1,127,273.64	21,610,495.60	
PS		0.00	0.00	0.00	0.00	0.00	0.00	0.00	0.00	0.00	0.00	0.00	0.00	0.00	0.00	0.00	0.00	0.00	0.00	0.00	0.00	0.00	0.00	0.00	
MOOE		24,544,210.55	0.00	24,544,210.55	24,044,210.55	500,000.00	0.00	0.00	24,544,210.55	6,833,126.00	14,083,726.18	3,170,487.01	0.00	24,067,333.19	4,504,671.15	13,235,910.70	2,120,219.70	0.00	19,860,801.55	0.00	0.00	456,877.36	1,127,273.64	3,099,258.00	
FinEx (if Applicable)		0.00	0.00	0.00	0.00	0.00	0.00	0.00	0.00	0.00	0.00	0.00	0.00	0.00	0.00	0.00	0.00	0.00	0.00	0.00	0.00	0.00	0.00	0.00	
CO		94,762,271.00	0.00	94,762,271.00	94,762,271.00	0.00	0.00	0.00	94,762,271.00	11,670,986.32	5,698,969.89	2,060,231.11	0.00	19,430,199.52	0.00	697,504.32	221,457.60	0.00	918,961.92	0.00	0.00	75,352,071.48	0.00	18,511,237.60	

Certified Correct:

 MARIA JOVANNIE T. LIMATOC, CPA
 Acting University Budget Officer
 Date: 2022-10-26 11:34:17

Certified Correct:

 MAURICE ANAVER B. DORDADO, CPA
 University Chief Accountant
 Date: 2022-10-26 11:34:17

Recommending Approval:

 RENE BOY A. CATUBIG, CPA
 Chief Administrative Officer-Finance
 Date: 2022-10-26 11:34:55

Approved By:

 JOEL P. LIMSON, PH.D.
 University President
 Date: 2022-10-26 11:40:59